

"High Frequency Ceramic Solutions"

5.4GHz Miniature EIA 0202 (0.65x0.50mm) High Pass Filter for WiFi, IoT Applications


P/N 5400HP05A0950

Detail Specification: 7/9/2018

Page 1 of 3

Not exactly what you are looking for and want to see our other filters? Go to: www.johansontechnology.com/integrated-passives

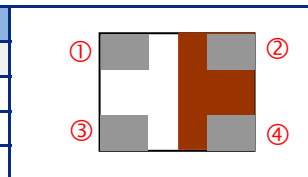
General Specifications	
Part Number	5400HP05A0950
Frequency Range	4900 - 6000 MHz
Operating Temp. Range	-40 to +105 °C
Recommended Storage Conditions for uninstalled product still on T&R	+5 to +35 °C, Humidity 45-75%RH 18 months max.
Qty/Reel (pcs)	10,000



Electrical Specifications		
Operating Temp	-40C to +85°C	+85C to +105°C
Insertion Loss @ BW (dB)	0.55 typ. (0.65 dB max.)	0.73 typ. (0.75 dB max.)
Attenuation (db)	20 dB min (@2450-2500MHz)	20 dB min (@2450-2500MHz)
VSWR @ BW	2.0 max.	2.0 max.
Power Capacity	2W max. (CW)	2W max. (CW)

Terminal Configuration

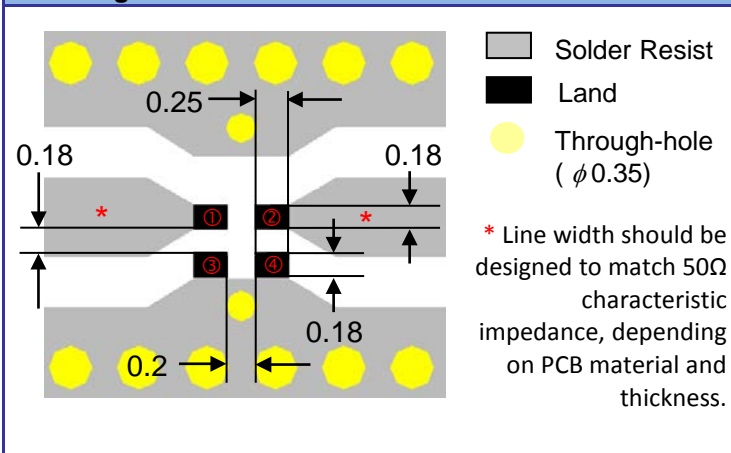
<Top View>			
1	IN/OUT	3	GND
2	IN/OUT	4	GND



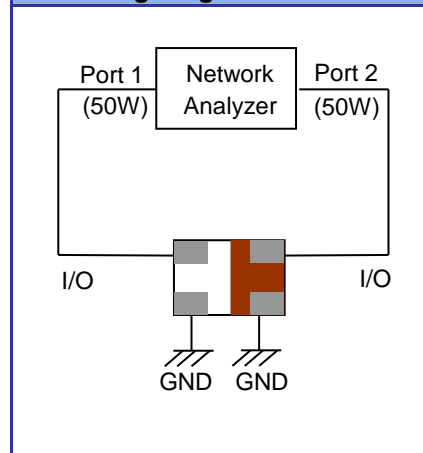
Part Number Explanation

P/N Suffix	Packing Style	Bulk	Suffix = S	eg. 5400HP05A0950S
		T & R	Suffix = T	eg. 5400HP05A0950T
	Termination style	100% Tin	Suffix = None	eg. 5400HP05A0950(T or S)
	Evaluation Board	5400HP05A0950-EB1SMA		

Mounting Considerations



Measuring Diagram



"High Frequency Ceramic Solutions"

5.4GHz Miniature EIA 0202 (0.65x0.50mm) High Pass Filter for WiFi, IoT Applications

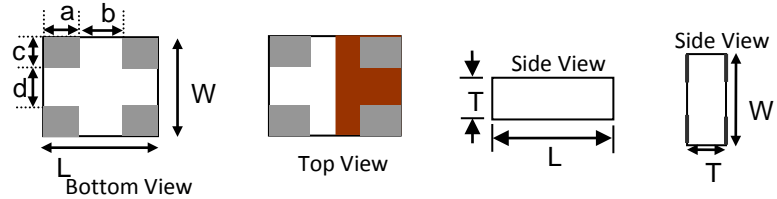
P/N 5400HP05A0950

Detail Specification: 7/9/2018

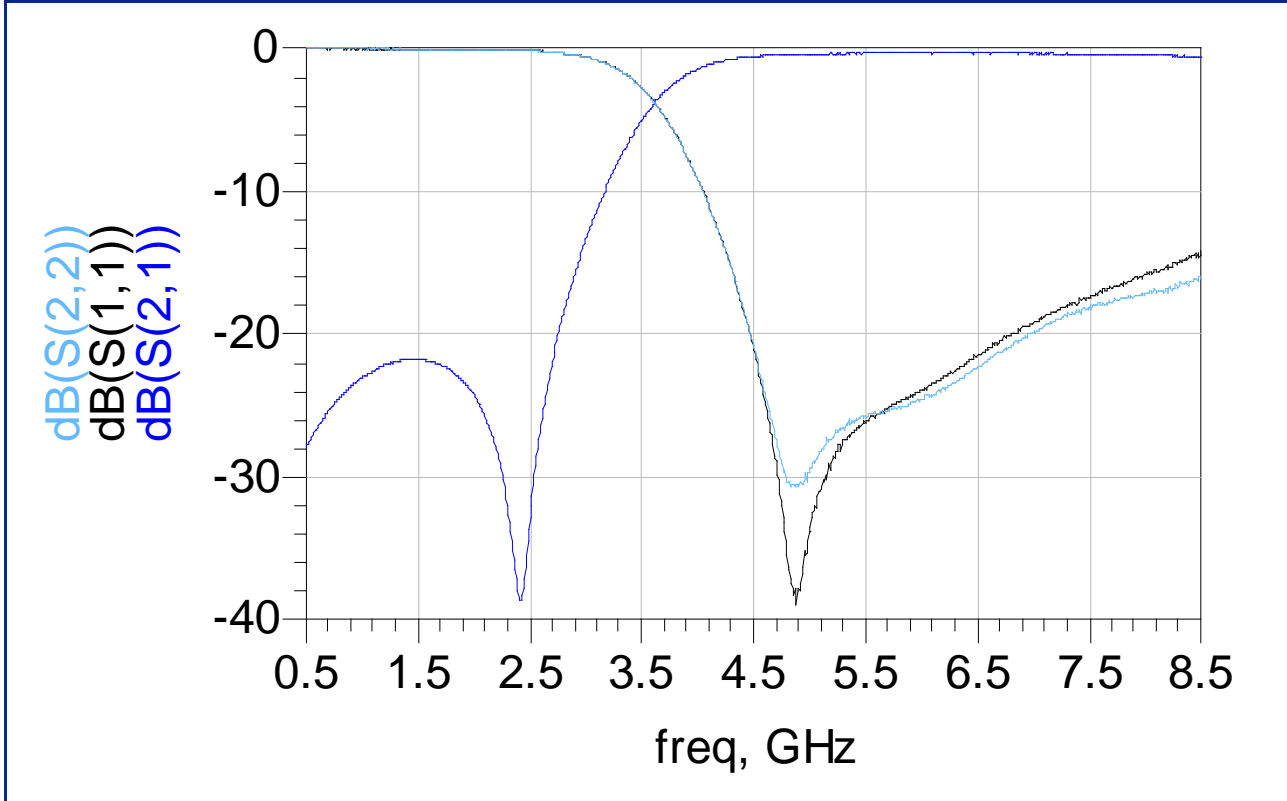
Page 2 of 3

Mechanical Specifications

	In	mm
L	0.026 ± 0.002	0.65 ± 0.05
W	0.020 ± 0.002	0.50 ± 0.05
T	0.015 max.	0.37 max.
a	0.009 +0.004/-0.002	0.225 +0.1/-0.05
b	0.008 +0.004/-0.002	0.200 +0.1/-0.05
c	0.006 +0.004/-0.002	0.150 +0.1/-0.05
d	0.008 +0.004/-0.002	0.200 +0.1/-0.05



Typical Electrical Characteristics (T=25 °C)



The contents of this data sheet are subject to change without notice. Please confirm the specifications and delivery conditions when placing your order. All sales are subject to Johanson Technology, Inc. terms and conditions.

"High Frequency Ceramic Solutions"

5.4GHz Miniature EIA 0202 (0.65x0.50mm) High Pass Filter for
WiFi, IoT Applications

P/N 5400HP05A0950

Detail Specification: 7/9/2018

Page 3 of 3

RoHS Compliance

www.johansontechnology.com/rohs-compliance

Packaging information (T&R info, etc.)

www.johansontechnology.com/tape-reel-packaging

Soldering Information

www.johansontechnology.com/ipcsoldering-profile

Layout Files, s-parameters and any other technical questions

www.johansontechnology.com/ask-a-question

MSL Info

www.johansontechnology.com/msl-rating

Recommended Storage Condition and Max Shelf Life

www.johansontechnology.com/recommended-storage-conditions

Need a small SMD chip Antenna?

www.johansontechnology.com/antennas

Antenna layout and tuning techniques

www.johansontechnology.com/tuning

Antenna layout review, tuning, and characterization services

www.johansontechnology.com/ipc-antenna-services

The contents of this data sheet are subject to change without notice. Please confirm the specifications and delivery conditions when placing your order. All sales are subject to Johanson Technology, Inc. terms and conditions.



Ver 2.2

www.johansontechnology.com

4001 Calle Tecate • Camarillo, CA 93012 • TEL 805.389.1166 FAX 805.389.1821

2018 Johanson Technology, Inc. All Rights Reserved